

‘Silent Pandemic’ of AMR: Myth or Fact

K. Kuntaman

Pusat Resistansi Indonesia (PRAINDO)

AMR Control Committee, Min of Health, R.I.

FK Universitas Wijaya Kusuma Surabaya

AMR Control Committee, Dr. Soetomo Hospital Surabaya

AMR (Antimicrobial resistance)

- Keberadaan AMR ini, hanya Mitos atau nyata?
- Untuk melihat itu, perlu tahu, apa indikatornya:??
- Banyak jenis AMR & banyak indikator
- Kita coba lihat satu Indikator penting:
 - ESBL Producing *Escherichia coli* (as Indicator)
 - Bakteri ini mudah dibiakkan & mudah dilihat

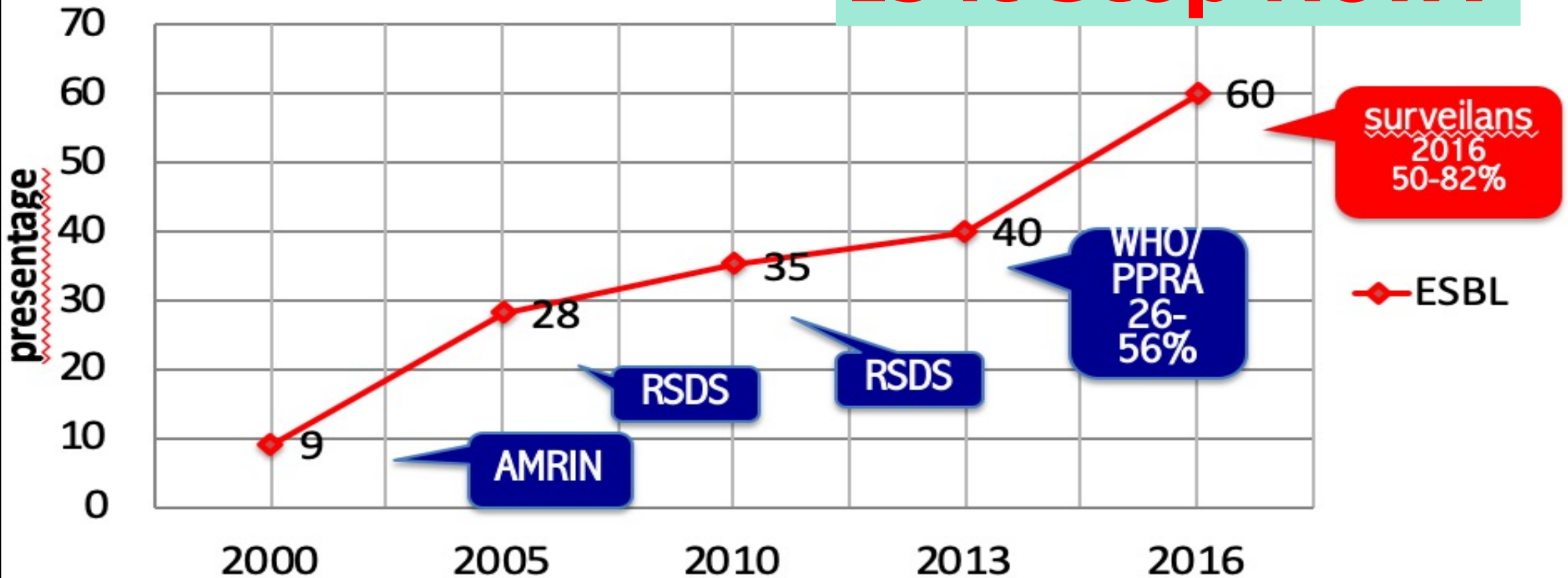
Year to Year Increasing of AMR

- ESBL Producing *Escherichia coli* (as Indicator)
 - ESBL: Res thd: Ampicillin/Ampicillin-sulbactam, Cephalosporin, Aztreonam, Quinolone
 - Impact for Limited choices of Antibiotics in Clinical practice
 - Prevalence is increasing, is it?
 - Why?
 - Over-use of AB
 - Less Compliance of IPC/Hand Hygiene
 - Food chain
 - Close contact

2016

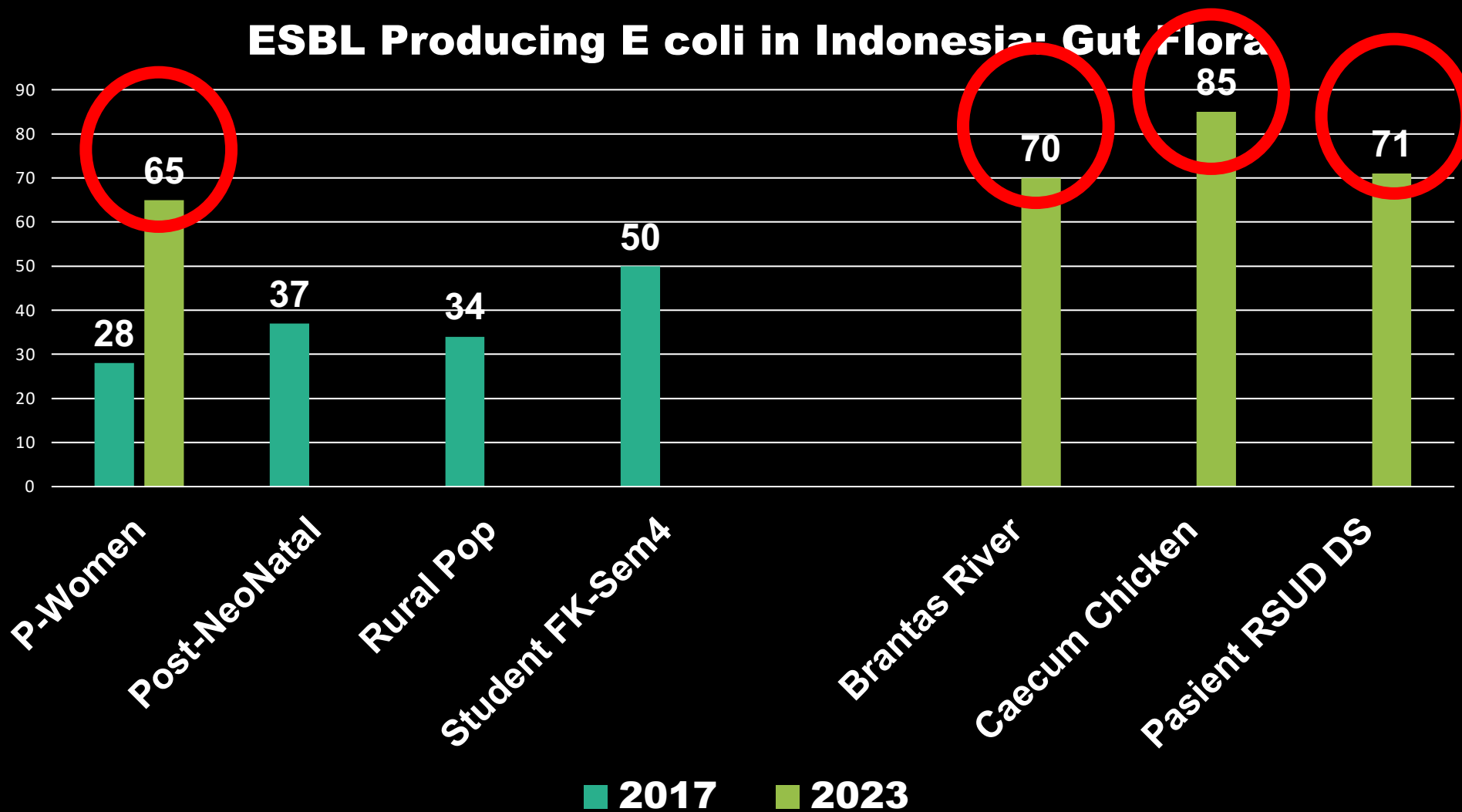
PREVALENCE of ESBL in INDONESIA Hospital

Is it Stop Now?



2023

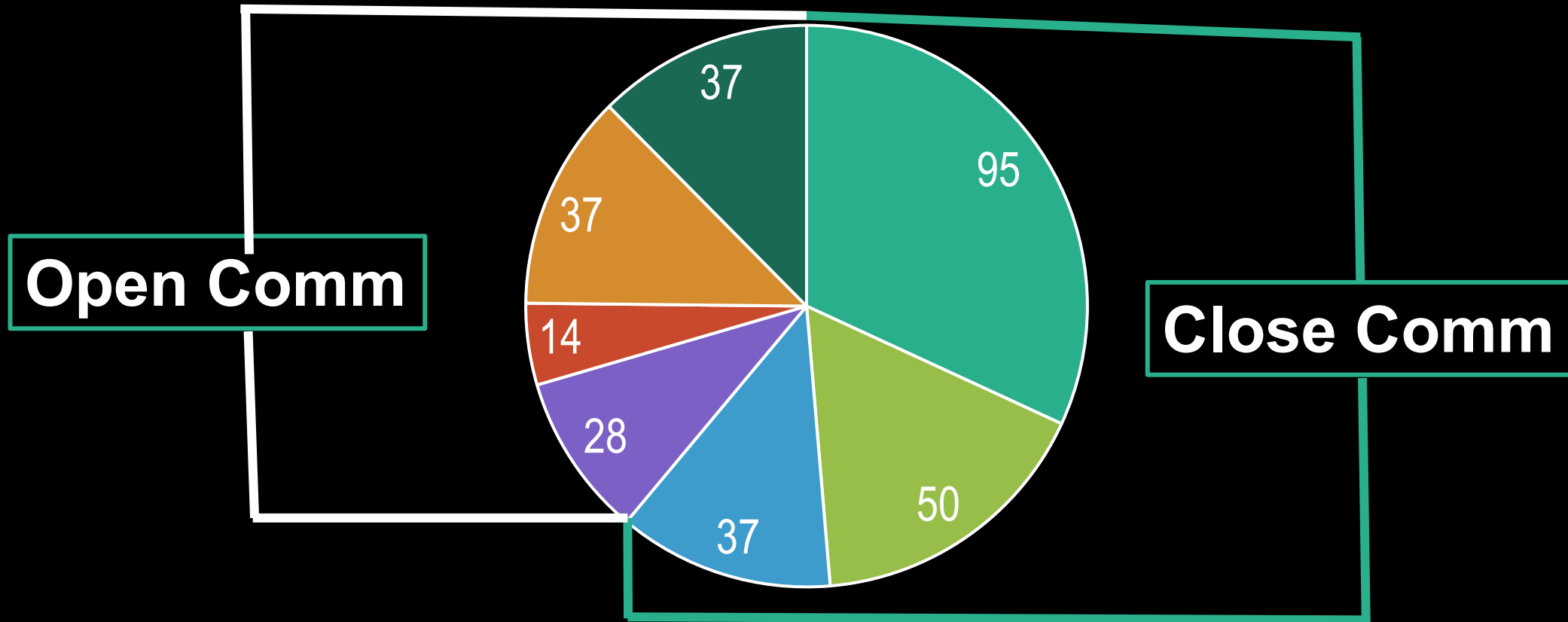
PREVALENCE of ESBL in INDONESIA: Gut Flora



ESBL%

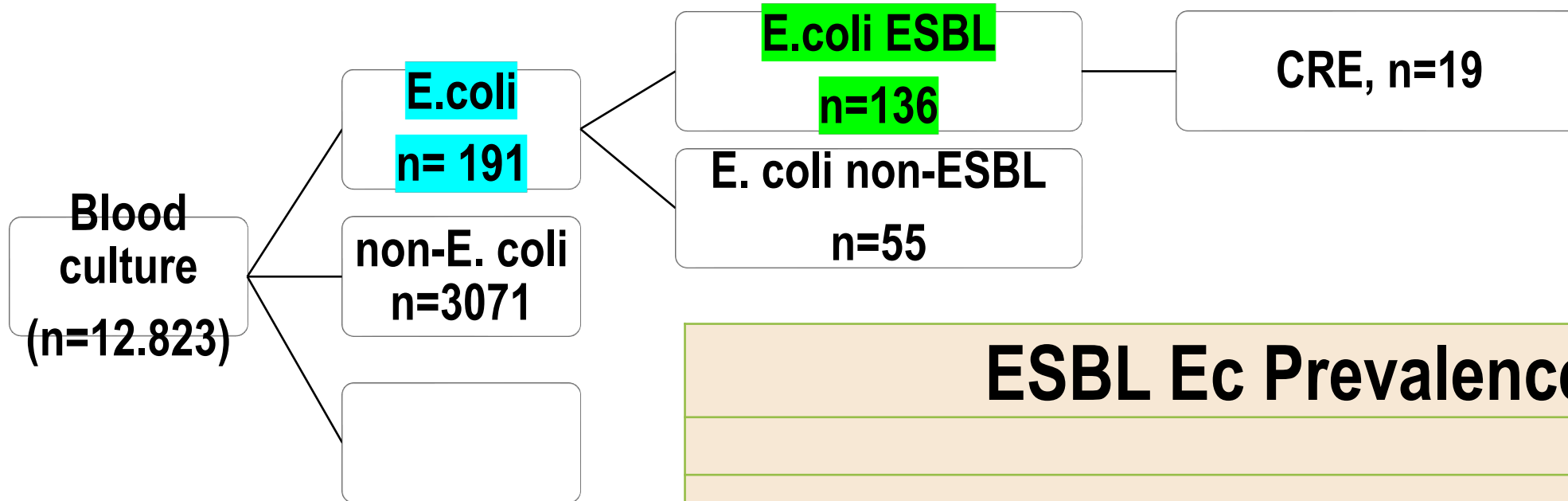
- Hosp Med ward
- Med Stud-2yrs
- PregW Hosp
- PregW Comm
- Neonates-7day
- Neonates-1-2 mnth
- Rural Pop

%ESBL-E coli



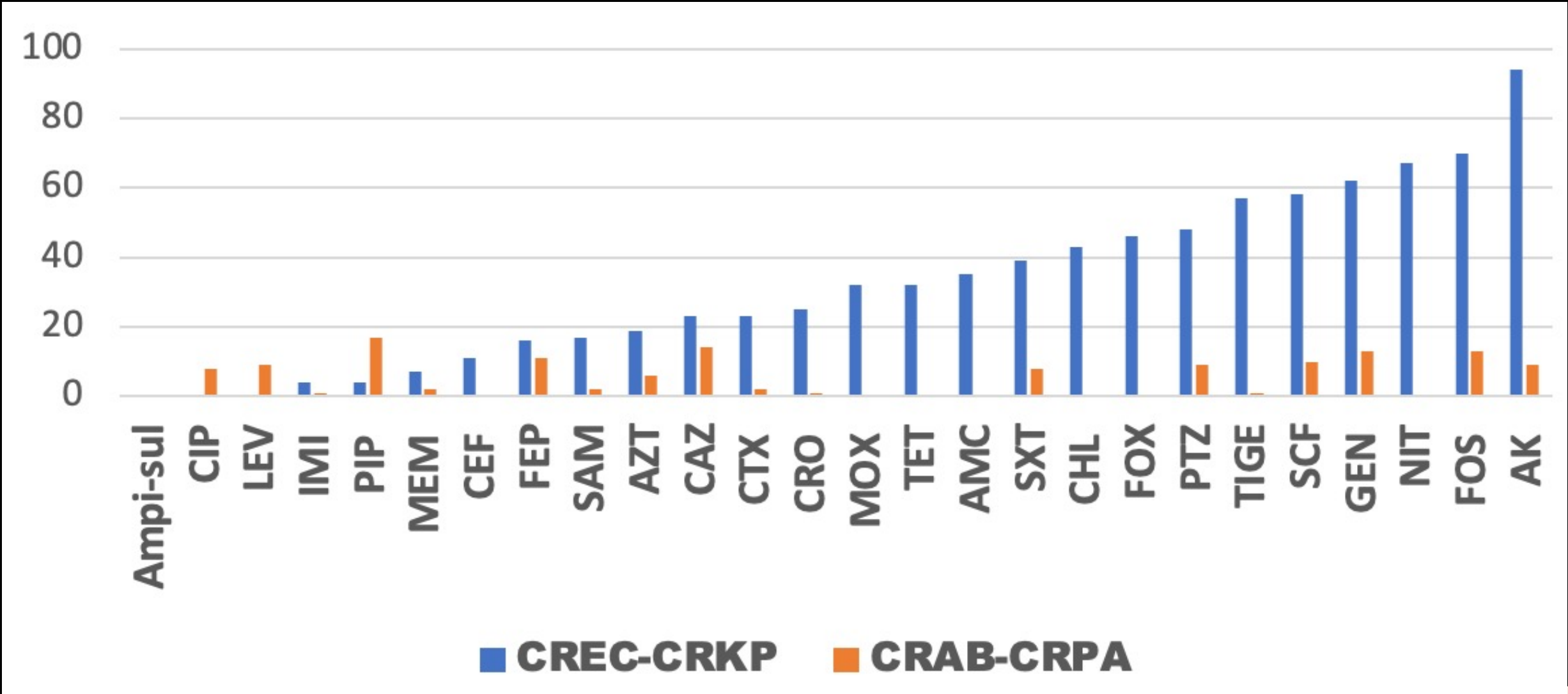
AMR Meningkatkan mortalitas:???

Sepsis versus Blood ESBL-E coli (RSDS-SBY): '22/'23)



ESBL Ec Prevalence		
Among E.coli	= 136/191 x 100%	71%
ESBL Ec Mortality	= 86/136 x100%	63%

Pola sensitivitas *Carbapenem Resistance: E coli, Kl pneumoniae, A. baumannii, P aeruginosa* (n=169: CRE=82; CRAB/PA=87)



‘Silent Pandemic’ of AMR: Myth or Fact

Silent Pandemic of AMR: Fact

Summary: AMR

1. AMR = 'FACT' & makin meningkat
2. Rumah Sakit vs Komunitas ??; Ada dimana-mana.....!!!
3. Mortalitas meningkat ?
4. Tahun 2017/18 → 2023: Meningkatkan 2x. (Gut Flora, PW)
5. AMR merupakan Fakta 'Silent Pandemic' yg harus dihadapi

